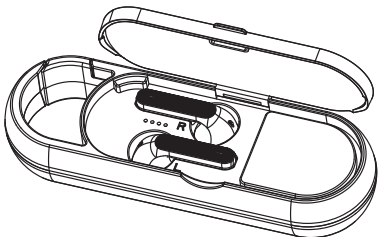


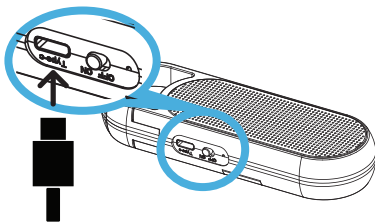
## 1. Charge the speaker and earbuds

**IMPORTANT:** The speaker and earbuds must be charged before you use them for the first time.

Open the door on the back of the speaker and place the earbuds inside their charging compartments as shown below. Then close the door.



Insert the provided charging cable into the charging jack on the side of the speaker. Plug the other end of the charging cable into a USB power source (like a computer or a USB charger).



The indicator light next to the ON/OFF switch flashes red while the speaker is charging and turns solid red when the speaker is fully charged.

**Note:** There are indicator lights inside the speaker's charging compartment also. They flash green while the speaker is charging and turn solid green when the speaker is fully charged.

Each earbud's indicator light turns solid red when the earbud are charging. The light turns off when each earbud is charged.

## 2. Pair the earbuds with your phone

**IMPORTANT:** Open the speaker and take both earbuds out at the same time when pairing. Otherwise, they might not pair with your phone properly.

**To turn on the earbuds:** Open the speaker door and take the earbuds out. The earbuds automatically turn on. The earbud indicator lights flash red and blue, and the earbuds announce "Power on."

**Note:** If the earbuds do not automatically turn on when you take them out of the case, press and hold the back of each earbud as shown here to turn it on manually.



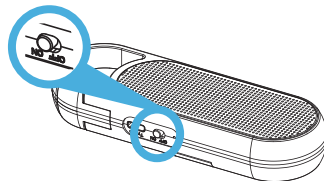
Enable Bluetooth on your smartphone or other device.

Choose **E5** from the pairing options on your smartphone. (If it's not in the list, choose "Scan" from your phone's Bluetooth menu.)

The earbuds announce "Connected" when the process is complete.

## 3. Pair the speaker with your phone

**To turn on the speaker:** Put the ON/OFF switch on the side of the speaker in the ON position. If you haven't already paired a device with the speaker, the indicator light next to the ON/OFF switch starts flashing blue—this means the speaker is ready to pair.



Enable Bluetooth on your smartphone or other device.

Choose **BT01** from the pairing options on your smartphone. (If it's not in the list, choose "Scan" from your phone's Bluetooth menu.)

The indicator light next to the ON/OFF switch turns solid blue when the speaker is connected to your phone.

**Note:** This indicator flashes blue when you play music through the speaker.

## Using the earbuds and speaker

**IMPORTANT:** The earbuds and speaker connect separately to your phone or other Bluetooth device. To listen with the speaker, choose BT01. To listen with the earbuds, choose E5.

### Using the earbuds

**To turn the earbuds on/off manually:** Press and hold the back of either earbud until you hear the "power on" or "power off" prompt.

**To answer or end a phone call:** Press the back of either earbud.

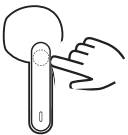
**To decline a phone call:** Press and hold the back of either earbud for 2 seconds.

**To play/pause music:** Press the back of either earbud.

**To go to the next song:** Double press the back of the right earbud.

**To go to the previous song:** Double press the back of the left earbud.

**To use your phone's voice assistant:** Triple press the back of either earbud.



**IMPORTANT:** Not all phones support playback control and phone answer/end control. Check your phone's user manual for more information if you're having trouble with these functions.

**To reset the earbuds to their factory settings:** Make sure the earbuds are not connected to your phone or other Bluetooth device (you might need to turn your phone's Bluetooth off temporarily). Then press the back of either earbud five times to reset. The earbuds beep four times. Follow the instructions in step 2 to pair the earbuds with your phone again.

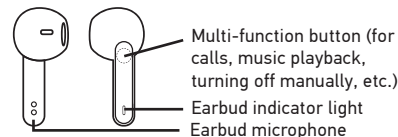
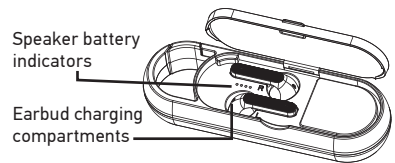
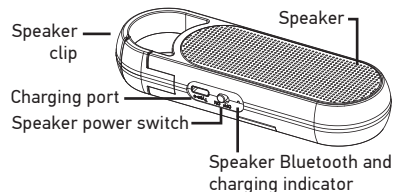
### Charging and storing your earbuds

The earbuds beep continuously when they need to be recharged.

**To recharge the earbuds:** Open the door on the back of the speaker and put the earbuds back in their charging compartments. They turn off automatically when you put them in their charging compartments.

**IMPORTANT:** If the speaker has run out of charge, the earbuds do not turn off or disconnect automatically. Turn the earbuds off manually (see Using the Earbuds) and recharge the case.

## Tour of the earbuds and speaker



**DUO WIRELESS**  
SPEAKER | EARBUDS  
ALL-IN-ONE

# Quick Start Guide